



# HANDS

[Buy Your Copy Now!](#)

[Buy Your E-Book Now!](#)

# TO

# HANDS

HAND CLAPPING SONGS AND  
GAMES FROM AROUND THE WORLD

AIMEE CURTIS PFITZNER

Beatin' Path Publications, LLC BPP-AH2H



# CONTENTS

Pedagogy	6
Photos of Clapping	8
Backe, Backe, Kuchen	Germany 10
Bate, bate, chocolate	Mexico 11
Bella Bimba	Italy 12
Bim Bam	Serbia/USA 13
Cha Tsubo	Japan 14
Cuddly Koala	Australia 15
Danse Tyrolienne	France 16
Double, Double and Mariposa	England and Mexico 17
Eci Peci Pec	Croatia 18
En la calle veinticuatro	Spain 19
Ene Mene Miste	Germany 20
Four White Horses	Caribbean 21
Gargarita Rita	Romania 22
Global Greetings	USA 23
Hi Lo Chickalo	Scotland 24
Hokey Pokey Penny a Lump	Scotland 25
Humpty Dumpty	USA 26
I Let Her Go Go	Trinidad/Tobago 27
Ladushki	Russia 28
My Aunty Anna	Australia 29
Mama Celina	Kenya 30
The Mexican Woodpecker	Australia 32
Navajo Happy Song	Navajo 34
Naughty Child	Kenya 36
Not Last Night But the Night Before	Australia 38
O Mochi O Tsukimasho	Japan 40
Paki Paki	Maori/New Zealand 42
Papegaaitje Leef Je Nog	Belgium 44
Parlez Vous Francais	France/USA 45
Pok Ame Ame	Indonesia 46
Peter Piper Picked a Peck of Pickled Peppers	England 47
Por aquí pasó un caballo	South America 48
Ritsch Ratsch	Sweden 50
Ron macaron tinterro	Costa Rica 51
Si, si, si!	California 52
Son macaron	Unknown 53
Tepuk Tepuk Tangan	Indonesia 54
X A X B	France 55
Sto Mi E Milo	Macedonia 56
Zoom, Zoom and ABC	Kenya 58
This Book's Story	60
Acknowledgements	61

# BACKE, BACKE, KUCHEN

GERMANY

CLAP H  
CLAP M  
CLAP L  
CLAP OWN  
CLAP SIDES

Ba - cke, ba - cke, Ku - chen, der ba - cker hat ge - ru - fen. Wer will gu - ten  
Bah - kuh, bah - kuh, Koo - ken, dehr bah - kehr haht geh - roo - fen. Vehr vihl goo - ten

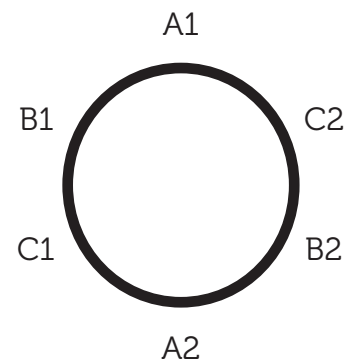
CLAP H  
CLAP M  
CLAP L  
CLAP OWN  
CLAP SIDES

Ku - chen ba - cken, der muss ha - ben sie - ben sa - chen. Zu - cker und Salz, Ei - er und Schmalz,  
Koo - ken bah - kehn, dehr moos hah - behn zee - behn zah - kehn. Zoo - kehr oont Sahlts, Eye - ehr oont Shmahlts,

CLAP H  
CLAP M  
CLAP L  
CLAP OWN  
CLAP SIDES

Milch und Mehl, und Sa - fran macht den Ku - chen gelb. Schieb in den O - fen rein.  
Mihlk oont Mayl, oont Sah - frahn makt dehn Koo - ken gelb. Sheeb ihn dehn Oh - fehn rye/n.

**Clapping Game** - Partners stand in groups of six.  
Partners A1/A2 clap high, then middle, then low.  
Partners B1/B2 clap middle, then low, then high.  
Partners C1/C2 clap low, then high, then middle.



## Translation

Bake, bake, bake a cake.  
The baker called out!  
If you want to bake a good cake,  
You need seven ingredients.

Sugar and salt,  
Eggs and lard,  
Milk and flour,  
And saffron makes the cake yellow.  
Slide it into the oven.



# BATE, BATE, CHOCOLATE

MEXICO

4/4

Ba-te, ba-te, cho-co-la-te, con ar-roz y con to-ma-te. U-no, dos, tres, CHO!

CROSS TAP  
CLAP BOTH  
CLAP R  
CLAP L  
CLAP OWN  
PATSCH  
POUND FIST  
MAKE MOTION

U-no, dos, tres, CO! U-no, dos, tres, LA! Cho-co-la-te, cho-co-la-te, cho-co-la-te, cho-co-la-te!


CROSS TAP  
CLAP BOTH  
CLAP R  
CLAP L  
CLAP OWN  
PATSCH  
POUND FIST  
MAKE MOTION

Pound Fist - Pound one fist in open palm.

Make Motion - Make a dramatic, crazy, silly, go big or go home motion.



Translation  
Blend the chocolate with  
rice and tomatoes.







# BELLA BIMBA

ITALY

**A**

Ma, co-me bel-li bel-la bim-ba, bel-la bim-ba, bel-la bim-ba. Ma,  
 Mah, coh-may bah-lee beh-lah beem-bah, beh-lah beem-bah, beh-lah beem-bah. Mah,

LH CROSS  
PALM CLAP R  
RH CROSS  
PALM CLAP L

3/4

FINE

co-me bel-li bel-la bim-ba, bel-la bim-ba, bel-la ben.  
 coh-may bah-lee beh-lah beem-bah, beh-lah beem-bah, beh-lah behn.

LH CROSS  
PALM CLAP R  
RH CROSS  
PALM CLAP L

**B**

D.C. AL FINE

Guar-da che pas-sa la vil-la - nel-le. A-gile e snel-la, sa ben dan-zar.  
 Gar-da khay pah-sah lah vee-ya - neh-lah. Ah-geel ay sneh-lah, sah behndahn - zahr.

Step Out (Raising Held Hands)

Step In (Lowering Held Hands)

Palm Clap L



RH Cross



**A Section** - Players stand close together in circle. Own left hand remains palm up in front of body throughout.

**Palm Clap L** - Own left hand, palm up, right hand claps left hand.

**RH Cross** - Own right hand crosses to left, claps left side neighbor's hand.

**Palm Clap R** - Reverse Palm Clap L.

**LH Cross** - Reverse RH Cross.

## Translation

How beautiful is the ballerina.  
 Down through the village she passes by.  
 Gracefully dancing, spinning around,  
 How beautiful is the ballerina.

# BIM BAM

SERBIA/USA

Bim bam, bim bam, bid-dy, bid-dy bam, bid-dy bam, bid-dy, bid-dy bam, bim bam.

SNAP  
CLAP OWN  
PATSCHE

The first system of musical notation for 'Bim Bam' is in 4/4 time. It consists of a vocal line and a percussion line. The vocal line is written on a treble clef staff with a key signature of one flat (B-flat). The lyrics are 'Bim bam, bim bam, bid-dy, bid-dy bam, bid-dy bam, bid-dy, bid-dy bam, bim bam.' The percussion line is written on a single staff with a double bar line at the beginning and a key signature of one flat. It contains rhythmic symbols for SNAP, CLAP OWN, and PATSCHE.

Bim bam, bim bam, bid-dy, bid-dy bam, bid-dy bam, bid-dy, bid-dy bam, bim bam.

SNAP  
CLAP OWN  
PATSCHE

The second system of musical notation for 'Bim Bam' is in 4/4 time. It consists of a vocal line and a percussion line. The vocal line is written on a treble clef staff with a key signature of one flat (B-flat). The lyrics are 'Bim bam, bim bam, bid-dy, bid-dy bam, bid-dy bam, bid-dy, bid-dy bam, bim bam.' The percussion line is written on a single staff with a double bar line at the beginning and a key signature of one flat. It contains rhythmic symbols for SNAP, CLAP OWN, and PATSCHE.

Bim bam, bid-dy, bid-dy bam, bid-dy bam, bid-dy, bid-dy bam, bim bam.

SNAP  
CLAP OWN  
PATSCHE

The third system of musical notation for 'Bim Bam' is in 4/4 time. It consists of a vocal line and a percussion line. The vocal line is written on a treble clef staff with a key signature of one flat (B-flat). The lyrics are 'Bim bam, bid-dy, bid-dy bam, bid-dy bam, bid-dy, bid-dy bam, bim bam.' The percussion line is written on a single staff with a double bar line at the beginning and a key signature of one flat. It contains rhythmic symbols for SNAP, CLAP OWN, and PATSCHE.

Bim bam, bid-dy, bid-dy bam, bid-dy bam, bid-dy, bid-dy bam, bim bam.

SNAP  
CLAP OWN  
PATSCHE

The fourth system of musical notation for 'Bim Bam' is in 4/4 time. It consists of a vocal line and a percussion line. The vocal line is written on a treble clef staff with a key signature of one flat (B-flat). The lyrics are 'Bim bam, bid-dy, bid-dy bam, bid-dy bam, bid-dy, bid-dy bam, bim bam.' The percussion line is written on a single staff with a double bar line at the beginning and a key signature of one flat. It contains rhythmic symbols for SNAP, CLAP OWN, and PATSCHE.

Contributed by Sarah Blair, [http://ldssplash.com/teens/to\\_do/handgames/hand\\_games.htm](http://ldssplash.com/teens/to_do/handgames/hand_games.htm).  
Used with permission.

**Teacher Tip** - First time, clap only on "Bim." Second time, add snap on "Bam." Third time, add patsch on "Bid-dy."

**Extension** - Transfer body percussion to unpitched percussion instruments.

Bim - Drums  
Bam - Metals  
Bid-dy - Woods



# CHA TSUBO

JAPAN

RH ON L FIST  
RH UNDER L FIST  
LH ON R FIST  
LH UNDER R FIST

Cha, cha tsu - bo, cha tsu - bo cha tsu - bo ni - wa  
Cha, cha tsoo - boh, cha tsoo - boh cha tsoo - boh nee - wah

RH ON L FIST  
RH UNDER L FIST  
LH ON R FIST  
LH UNDER R FIST

fu - ta ga nai, so - ko tot - te fu - ta nis - shi-yo.  
foo - tah gah nai, soh - koh toe - tay foo - tah nih - shih-yoh.

Collected by Nancy Paxon from Yui and Yuta Takahashi. Contributed by Marilyn Shepard. Used with permission.

## Clapping Game

- Beat 1 - Lid hand (open palm face down) taps fist (jar).
- Beat 2 - Switch lid hand to underneath position and tap up to fist.
- Beat 3 - Switch hands.
- Beat 4 - Put new lid hand underneath fist.

Freeze action during rests. You should end up with a lid on your tea jar.

### Translation

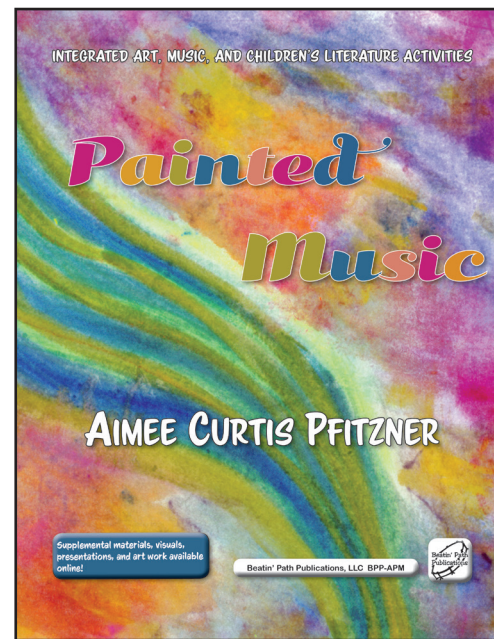
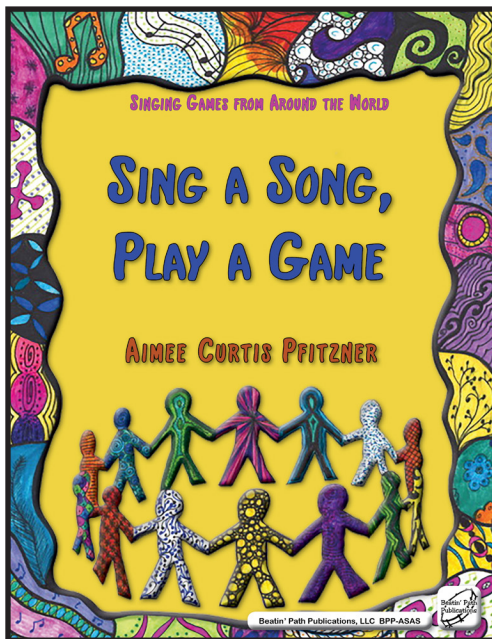

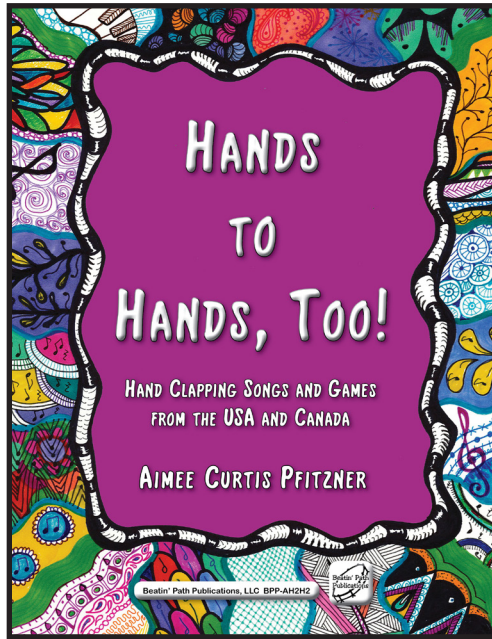
Tea jar, tea jar.  
The lid is gone.  
Take the bottom  
and put it on the top.





Buy Your Copy Now!

Buy Your E-Book Now!





Printed and Distributed by  
Beatin' Path Publications, LLC  
302 East College Street  
Bridgewater, VA 22812  
beatinpath@mac.com  
www.beatinpathpublications.com

